













	<p>FACADE</p> <ul style="list-style-type: none"> Improved insulating facade. Air chamber double glazing systems for improved thermal and acoustic comfort. Parapets in safety glass.
	<p>OUTDOOR AREAS</p> <ul style="list-style-type: none"> Presence detectors for access and floor lighting. Lifts with the latest technology and security, with access to the solarium. The outdoor areas will combine different types of flooring to give all spaces a warm and elegant feel. Interior design and lighting of the development with design elements. Landscaping with low water use plant species. Optional · Swimming pools with underwater lighting and salt water purification system.
	<p>GARAGES AND STOREROOMS</p> <ul style="list-style-type: none"> Continuous polished concrete paving. LED luminaires in storerooms. Plastic paint on vertical surfaces. Pre-installation for electric vehicle charging socket.
	<p>TELECOMMUNICATIONS</p> <ul style="list-style-type: none"> Collective antenna and satellite dish. Coaxial network for cable communication. Each apartment will have the necessary installation of voice and data sockets. TV sockets in living room, kitchen, bedrooms and terraces. Shared fibre network from the building to the home user's access point.

	<p>ELECTRICAL INSTALLATION</p> <ul style="list-style-type: none"> Overhead electrification in each apartment. Electronic video door entry system with camera at entrance to building with monitor in each apartment. Waterproof sockets and lights on terraces. LED lights in apartments.
	<p>AIR CONDITIONING</p> <ul style="list-style-type: none"> Installation of air conditioning with ducted air distribution. Zonal room control system.
	<p>PLUMBING</p> <ul style="list-style-type: none"> Acoustically insulated water distribution pipes. Hot water production by aerothermal system. Water intakes on terraces.
	<p>SANITARY FITTINGS AND TAPS</p> <ul style="list-style-type: none"> Compact mineral washbasins in main bathroom and porcelain washbasins in secondary bathroom. Mixer taps in washbasins and showers. Screens in main and secondary bathroom. Mirrors in main and secondary bathrooms.
	<p>FALSE CEILINGS AND PAINTINGS</p> <ul style="list-style-type: none"> False ceilings in all rooms of the house with curtains in the living room and bedrooms. False ceiling with wood effect finish in residential terraces. Smooth white plastic paint on horizontal and vertical surfaces.

	<p>KITCHEN</p> <ul style="list-style-type: none"> Optional · Fitted kitchens equipped with top brand appliances: induction hob, extractor hood, dishwasher, oven, microwave, fridge, sink and tap.
	<p>FLOOR COVERINGS AND TILES</p> <ul style="list-style-type: none"> Rectified porcelain stoneware flooring for residential and commercial interiors. Non-slip rectified porcelain stoneware outdoor flooring. Vertical ceramic tiling in kitchens and bathrooms.
	<p>PARTITIONING</p> <ul style="list-style-type: none"> CTE-compliant partitions between apartments with masonry and self-supporting double-laminated plasterboard cladding with thermal and acoustic insulation on metal profiles. CTE-compliant internal partitions in each apartment, with a self-supporting system of double-laminated plasterboard on each side and thermal and acoustic insulation on metal profiles.

	<p>INTERIOR CARPENTRY</p> <ul style="list-style-type: none"> Security door at the entrance to the apartment. Plain, solid and white lacquered doors with designer handles, bathroom doors and doorstops. Wardrobes in bedrooms.
	<p>EXTERIOR CARPENTRY</p> <ul style="list-style-type: none"> External frame in aluminium with thermal break and black lacquered finish. Exterior joinery with sliding doors on exits to terraces. In the bedrooms, slat blinds in the same colour as the exterior joinery.
	<p>INSULATIONS</p> <ul style="list-style-type: none"> Energy rating: Insulation design in accordance with CTE DB HE "Limitation of Energy Demand".



ARMONÍA
SAN PEDRO

by

GOWERLA

+34 673 684 802
+34 673 684 801

www.armoniasanpedro.com
info@armoniasanpedro.com

ARMONÍA

SAN PEDRO

